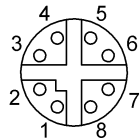
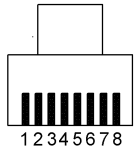


Remarks

Flame resistance acc. to IEC 60332-1
 Halogen-free per IEC 60754
 Enclosure rating per IEC 60529 or ISO 20653, only in screwed state with the associated mating piece.

Connector Drawings



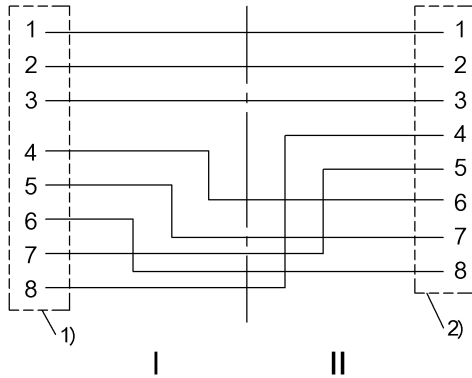
II

- PIN 1: white
- PIN 2: orange
- PIN 3: white
- PIN 4: blue
- PIN 5: white
- PIN 6: green
- PIN 7: white
- PIN 8: brown

I

- PIN 1: white
- PIN 2: orange
- PIN 3: white
- PIN 4: green
- PIN 5: white
- PIN 6: brown
- PIN 7: white
- PIN 8: blue

Wiring Diagrams



- 1) Shield on cover nut
- 2) Shield on housing